



## KM 75/40 W P

A user-friendly walk-behind vacuum sweeper with Honda petrol engine and traction drive.



### 1 Waste container with trolley grip

- Waste container with recessed grips - easy to remove and empty.
- Short disposal times.



### 2 Efficient filter system with mechanical filter cleaning

- 1.8 m<sup>2</sup> filter area for long work intervals.
- Made of tough polyester for durability.



### 3 Easy to maintain

- Filter and roller brush are easy to remove without tools for flexible maintenance.



### 4 EASY-Operation concept

- Clear arrangement of all controls on the handle for convenient sweeping.
- Standard symbols for all Kärcher sweepers.



## KM 75/40 W P

- Waste container with trolley grip
- Roller brush replacement without tools
- Efficient filter cleaning system with clean filter replacement without tools

### Technical data

<b>Order Number</b>	1.049-205.0	
<b>EAN code</b>	4039784467330	
<b>Drive</b>	4-stroke petrol engine / Honda	
<b>Drive - power</b>	<b>W</b>	3300
<b>Max. area performance</b>	<b>m<sup>2</sup>/h</b>	3375
<b>Working width</b>	<b>mm</b>	550
<b>Working width with 1 side brush</b>	<b>mm</b>	750
<b>Waste container</b>	<b>l</b>	40
<b>Hill climbing ability</b>	<b>%</b>	15
<b>Operating speed</b>	<b>km/h</b>	4,5
<b>Filter area</b>	<b>m<sup>2</sup></b>	1,8
<b>Weight</b>	<b>kg</b>	84
<b>Dimensions (L x W x H)</b>	<b>mm</b>	1430 x 780 x 1180


### Equipment

Flat pleated polyester filter	■
Manual filter cleaning system	■
Travel drive - forward	■
Adjustable roller brush	■
Mobile container	■
Bulk waste flap	■
Fold-down push handle	■
Overthrow sweeping principle	■
Vacuum	■
Adjustable suction power	■
Side brush, can be raised and adjusted	■

■ Included in delivery.

# ACCESSORIES FOR KM 75/40 W P

## 1.049-205.0




		Order Number	Installation ex works	Length / width	Diame-ter		Price	Description	
<b>Flat pleated filter</b>									
Filter cartridge without groove KM 75/40	1	5.731-635.0						Moisture-proof, washable flat pleated filter for Kärcher sweepers. Filter noticeably reduces maintenance costs.	■
<b>Standard main roller brushes</b>									
Reversing rolling mill standard	2	6.906-884.0		550 mm				Tough standard roller brush with moisture-proof universal bristles for normal soiling on all surfaces. Extremely durable.	■
<b>Main roller brush, soft/natural</b>									
Reversing rolling mill soft	3	6.906-886.0		550 mm				Specially designed with natural bristles for sweeping fine dust on smooth floors indoors	□
<b>Main roller brush, hard</b>									
Reversing rolling mill hard	4	6.906-885.0		550 mm				Hard main roller brush for removing stubborn, adhering dirt outdoors.	□

■ Included in delivery. □ Available accessories.

# ACCESSORIES FOR KM 75/40 W P

## 1.049-205.0




		Order Number	Installation ex works	Length / width	Diame-ter	Price	Description	
<b>Standard side brushes</b>								
Side broom standard	1	6.906-132.0			420 mm		Moisture-proof universal bristles, longlife, suitable for all surfaces	■
<b>Side brush, hard</b>								
Side broom hard	2	6.905-625.0			420 mm		Removes stubborn dirt outdoors, moisture-proof, mildly abrasive	□
<b>Side brush, soft</b>								
Side broom soft	3	6.905-626.0			420 mm		Moisture-proof, soft side brush for sweeping fine dust on all surfaces indoors and outdoors. Ideal for dirt with a high dust content.	□

■ Included in delivery. □ Available accessories.

# ACCESSORIES FOR KM 75/40 W P

## 1.049-205.0



		Order Number	Installation ex works				Price	Description	
<b>Other mounting kits</b>									
Add-on kit filter vibrator double	1	2.851-040.0							<input type="checkbox"/>

■ Included in delivery.    □ Available accessories.